

## YouGov / Eurotrack Survey Results

Sample Size: 1703 Adults in GB / 1004 Adults in France / 2082 Adults in Germany / 1045 Adults in Denmark / 1011 Adults in Sweden / 1058 Adults in Spain / 1008 Adults in Italy

Fieldwork: 2nd - 15th December 2021

|   |  | Country      |            |              |            |              |              |              |            |              |            |              |            |              |             |
|---|--|--------------|------------|--------------|------------|--------------|--------------|--------------|------------|--------------|------------|--------------|------------|--------------|-------------|
|   |  | GB           | GB         | France       | France     | Germany      | Germany      | Denmark      | Denmark    | Sweden       | Sweden     | Spain        | Spain      | Italy        | Italy       |
| Weighted Sample   |  | 1635         | 1703       | 1033         | 1004       | 2041         | 2082         | 1006         | 1045       | 1007         | 1011       | 1068         | 1058       | 1013         | 1008        |
| Unweighted Sample   |  | %            | %          | %            | %          | %            | %            | %            | %          | %            | %          | %            | %          | %            | %           |
|   |  | 16-17<br>Nov | 2-3<br>Dec | 12-15<br>Nov | 6-7<br>Dec | 12-15<br>Nov | 13-15<br>Dec | 10-17<br>Nov | 2-5<br>Dec | 10-17<br>Nov | 2-6<br>Dec | 10-11<br>Nov | 3-9<br>Dec | 11-22<br>Nov | 1-15<br>Dec |
| <b>Do you approve or disapprove of the Government's record to date?</b>                   |  |              |            |              |            |              |              |              |            |              |            |              |            |              |             |
| Approve   |  | 23           | 22         | 29           | 25         | 22           | 31           | 50           | 52         | 29           | 25         | 37           | 36         | 43           | 46          |
| Disapprove  |  | 54           | 55         | 58           | 61         | 66           | 43           | 35           | 36         | 57           | 60         | 52           | 50         | 37           | 33          |
| Don't know  |  | 22           | 23         | 13           | 14         | 12           | 26           | 14           | 12         | 14           | 15         | 12           | 14         | 20           | 21          |
|   |  | 15-16<br>Sep | 2-3<br>Dec | 9-13<br>Sep  | 6-7<br>Dec | 20-22<br>Sep | 13-15<br>Dec | 9-13<br>Sep  | 2-5<br>Dec | 9-16<br>Sep  | 2-6<br>Dec | 13-14<br>Sep | 3-9<br>Dec | 10-17<br>Sep | 1-15<br>Dec |
| <b>Which two of these problems are most important facing COUNTRY just now?</b>            |  |              |            |              |            |              |              |              |            |              |            |              |            |              |             |
| The level of immigration  |  | 20           | 21         | 30           | 33         | 19           | 18           | 24           | 21         | 37           | 32         | 18           | 14         | 18           | 14          |
| The threat of international terrorism or aggression                                       |  | 10           | 8          | 21           | 13         | 7            | 4            | 10           | 6          | 3            | 3          | 2            | 1          | 4            | 2           |
| Health and the healthcare system  |  | 41           | 43         | 23           | 28         | 20           | 38           | 36           | 56         | 30           | 30         | 28           | 31         | 36           | 41          |
| The general state of [COUNTRY] economy  |  | 23           | 16         | 25           | 25         | 14           | 13           | 17           | 13         | 7            | 7          | 41           | 39         | 26           | 29          |
| The current level of unemployment   |  | 3            | 2          | 8            | 7          | 2            | 2            | 4            | 2          | 6            | 4          | 38           | 30         | 32           | 30          |
| The gap between rich and poor   |  | 22           | 21         | 20           | 21         | 28           | 23           | 11           | 11         | 16           | 13         | 11           | 15         | 15           | 16          |
| Housing   |  | 8            | 6          | 6            | 5          | 18           | 16           | 3            | 4          | 5            | 7          | 8            | 11         | 1            | 1           |
| The future of [COUNTRY] relationship with the European Union                              |  | 12           | 15         | 1            | 2          | 3            | 3            | 6            | 5          | 2            | 3          | 1            | 2          | 3            | 4           |
| [COUNTRY] infrastructure – roads, railways, bridges, public buildings, flood defences etc |  | 5            | 5          | 3            | 5          | 11           | 10           | 7            | 6          | 4            | 4          | 2            | 3          | 11           | 10          |
| The future of [COUNTRY] energy supplies   |  | 4            | 12         | 3            | 6          | 11           | 14           | 8            | 9          | 9            | 15         | 20           | 16         | 3            | 6           |
| Pollution, the environment and climate change   |  | 22           | 20         | 25           | 21         | 32           | 23           | 37           | 30         | 20           | 17         | 13           | 10         | 22           | 20          |
| The level of crime  |  | 9            | 9          | 15           | 12         | 6            | 6            | 7            | 8          | 41           | 43         | 4            | 5          | 7            | 6           |
| Education, schools and universities   |  | 6            | 4          | 9            | 12         | 14           | 9            | 7            | 7          | 9            | 11         | 9            | 11         | 11           | 8           |
| Something else  |  | 2            | 3          | 1            | 1          | 3            | 4            | 3            | 4          | 1            | 2          | 1            | 2          | 0            | 1           |
| Don't know  |  | 5            | 5          | 3            | 2          | 4            | 6            | 5            | 5          | 2            | 2          | 1            | 2          | 2            | 4           |

Sample Size: 1703 Adults in GB / 1004 Adults in France / 2082 Adults in Germany / 1045 Adults in Denmark / 1011 Adults in Sweden / 1058 Adults in Spain / 1008 Adults in Italy

Fieldwork: 2nd - 15th December 2021

|  |  | Country      |            |              |            |              |              |              |            |              |            |              |            |              |             |
|--|--|--------------|------------|--------------|------------|--------------|--------------|--------------|------------|--------------|------------|--------------|------------|--------------|-------------|
|  |  | GB           | GB         | France       | France     | Germany      | Germany      | Denmark      | Denmark    | Sweden       | Sweden     | Spain        | Spain      | Italy        | Italy       |
|  |  | 1635         | 1703       | 1033         | 1004       | 2041         | 2082         | 1006         | 1045       | 1007         | 1011       | 1068         | 1058       | 1013         | 1008        |
|  |  | %            | %          | %            | %          | %            | %            | %            | %          | %            | %          | %            | %          | %            | %           |
|  |  | 16-17<br>Nov | 2-3<br>Dec | 12-15<br>Nov | 6-7<br>Dec | 12-15<br>Nov | 13-15<br>Dec | 10-17<br>Nov | 2-5<br>Dec | 10-17<br>Nov | 2-6<br>Dec | 10-11<br>Nov | 3-9<br>Dec | 11-22<br>Nov | 1-15<br>Dec |
| If there was a referendum on the [COUNTRY]'s membership of the European Union, how would you vote? |  |              |            |              |            |              |              |              |            |              |            |              |            |              |             |
| I would vote to remain in / join the European Union  |  | 44           | 45         | 50           | 48         | 58           | 54           | 62           | 60         | 55           | 55         | 77           | 76         | 55           | 48          |
| I would vote to stay out of / leave the European Union   |  | 39           | 37         | 29           | 26         | 24           | 22           | 21           | 22         | 27           | 24         | 12           | 9          | 23           | 28          |
| I would not vote   |  | 6            | 7          | 7            | 8          | 6            | 7            | 2            | 3          | 4            | 4          | 5            | 5          | 11           | 10          |
| Don't know   |  | 10           | 9          | 13           | 16         | 7            | 10           | 14           | 13         | 13           | 15         | 6            | 8          | 10           | 13          |
| Refused  |  | 1            | 2          | 1            | 2          | 5            | 8            | 1            | 2          | 1            | 2          | 1            | 2          | 1            | 2           |
|  |  | 15-16<br>Sep | 2-3<br>Dec | 9-13<br>Sep  | 6-7<br>Dec | 20-22<br>Sep | 13-15<br>Dec | 9-13<br>Sep  | 2-5<br>Dec | 9-16<br>Sep  | 2-6<br>Dec | 13-14<br>Sep | 3-9<br>Dec | 10-17<br>Sep | 1-15<br>Dec |
| How well or badly do you think the government is handling the following issues?                    |  |              |            |              |            |              |              |              |            |              |            |              |            |              |             |
| Health   |  |              |            |              |            |              |              |              |            |              |            |              |            |              |             |
| Very well  |  | 2            | 3          | 4            | 3          | 5            | 5            | 12           | 6          | 6            | 3          | 6            | 6          | 5            | 6           |
| Fairly well  |  | 28           | 26         | 36           | 30         | 38           | 32           | 42           | 32         | 37           | 36         | 35           | 33         | 36           | 38          |
| <b>TOTAL WELL</b>  |  | <b>30</b>    | <b>29</b>  | <b>40</b>    | <b>33</b>  | <b>43</b>    | <b>37</b>    | <b>54</b>    | <b>38</b>  | <b>43</b>    | <b>39</b>  | <b>41</b>    | <b>39</b>  | <b>41</b>    | <b>44</b>   |
| Fairly badly   |  | 29           | 30         | 30           | 30         | 33           | 32           | 27           | 33         | 32           | 34         | 32           | 32         | 29           | 28          |
| Very badly   |  | 31           | 34         | 25           | 33         | 18           | 20           | 12           | 22         | 16           | 19         | 25           | 26         | 25           | 23          |
| <b>TOTAL BADLY</b>   |  | <b>60</b>    | <b>64</b>  | <b>55</b>    | <b>63</b>  | <b>51</b>    | <b>52</b>    | <b>39</b>    | <b>55</b>  | <b>48</b>    | <b>53</b>  | <b>57</b>    | <b>58</b>  | <b>54</b>    | <b>51</b>   |
| Don't know   |  | 10           | 7          | 4            | 5          | 6            | 11           | 7            | 7          | 9            | 9          | 2            | 3          | 5            | 6           |
| Immigration  |  |              |            |              |            |              |              |              |            |              |            |              |            |              |             |
| Very well  |  | 1            | 1          | 1            | 1          | 3            | 3            | 5            | 6          | 3            | 3          | 2            | 3          | 2            | 2           |
| Fairly well  |  | 13           | 12         | 15           | 13         | 26           | 22           | 30           | 27         | 18           | 16         | 22           | 22         | 16           | 15          |
| <b>TOTAL WELL</b>  |  | <b>14</b>    | <b>13</b>  | <b>16</b>    | <b>14</b>  | <b>29</b>    | <b>25</b>    | <b>35</b>    | <b>33</b>  | <b>21</b>    | <b>19</b>  | <b>24</b>    | <b>25</b>  | <b>18</b>    | <b>17</b>   |
| Fairly badly   |  | 31           | 30         | 30           | 31         | 32           | 30           | 29           | 30         | 26           | 28         | 32           | 29         | 30           | 30          |
| Very badly   |  | 42           | 48         | 45           | 48         | 31           | 29           | 22           | 23         | 47           | 45         | 38           | 38         | 42           | 43          |
| <b>TOTAL BADLY</b>   |  | <b>73</b>    | <b>78</b>  | <b>75</b>    | <b>79</b>  | <b>63</b>    | <b>59</b>    | <b>51</b>    | <b>53</b>  | <b>73</b>    | <b>73</b>  | <b>70</b>    | <b>67</b>  | <b>72</b>    | <b>73</b>   |
| Don't know   |  | 13           | 10         | 8            | 8          | 8            | 16           | 14           | 14         | 7            | 8          | 6            | 8          | 10           | 10          |

Sample Size: 1703 Adults in GB / 1004 Adults in France / 2082 Adults in Germany / 1045 Adults in Denmark / 1011 Adults in Sweden / 1058 Adults in Spain / 1008 Adults in Italy

Fieldwork: 2nd - 15th December 2021

|              |                    | Country   |           |           |           |           |           |           |           |           |           |           |           |           |           |
|--------------|--------------------|-----------|-----------|-----------|-----------|-----------|-----------|-----------|-----------|-----------|-----------|-----------|-----------|-----------|-----------|
|              |                    | GB        | GB        | France    | France    | Germany   | Germany   | Denmark   | Denmark   | Sweden    | Sweden    | Spain     | Spain     | Italy     | Italy     |
|              |                    | 1635      | 1703      | 1033      | 1004      | 2041      | 2082      | 1006      | 1045      | 1007      | 1011      | 1068      | 1058      | 1013      | 1008      |
|              |                    | %         | %         | %         | %         | %         | %         | %         | %         | %         | %         | %         | %         | %         | %         |
| Crime        | Very well          | 1         | 2         | 1         | 1         | 3         | 3         | 5         | 4         | 2         | 2         | 4         | 4         | 2         | 2         |
|              | Fairly well        | 22        | 23        | 15        | 16        | 32        | 27        | 39        | 37        | 13        | 12        | 30        | 26        | 21        | 21        |
|              | <b>TOTAL WELL</b>  | <b>23</b> | <b>25</b> | <b>16</b> | <b>17</b> | <b>35</b> | <b>30</b> | <b>44</b> | <b>41</b> | <b>15</b> | <b>14</b> | <b>34</b> | <b>30</b> | <b>23</b> | <b>23</b> |
|              | Fairly badly       | 35        | 34        | 35        | 35        | 33        | 32        | 29        | 31        | 27        | 26        | 30        | 32        | 35        | 35        |
|              | Very badly         | 25        | 28        | 43        | 41        | 22        | 22        | 14        | 15        | 53        | 54        | 28        | 28        | 29        | 30        |
|              | <b>TOTAL BADLY</b> | <b>60</b> | <b>62</b> | <b>78</b> | <b>76</b> | <b>55</b> | <b>54</b> | <b>43</b> | <b>46</b> | <b>80</b> | <b>80</b> | <b>58</b> | <b>60</b> | <b>64</b> | <b>65</b> |
|              | Don't know         | 17        | 13        | 8         | 8         | 9         | 16        | 13        | 13        | 6         | 6         | 8         | 9         | 13        | 11        |
| Education    | Very well          | 2         | 2         | 2         | 1         | 3         | 3         | 7         | 6         | 4         | 4         | 3         | 4         | 3         | 3         |
|              | Fairly well        | 28        | 31        | 33        | 30        | 23        | 25        | 48        | 45        | 38        | 36        | 30        | 25        | 28        | 29        |
|              | <b>TOTAL WELL</b>  | <b>30</b> | <b>33</b> | <b>35</b> | <b>31</b> | <b>26</b> | <b>28</b> | <b>55</b> | <b>51</b> | <b>42</b> | <b>40</b> | <b>33</b> | <b>29</b> | <b>31</b> | <b>32</b> |
|              | Fairly badly       | 32        | 30        | 34        | 35        | 42        | 38        | 26        | 25        | 32        | 32        | 33        | 32        | 38        | 40        |
|              | Very badly         | 23        | 21        | 25        | 27        | 25        | 19        | 7         | 8         | 13        | 16        | 29        | 35        | 22        | 19        |
|              | <b>TOTAL BADLY</b> | <b>55</b> | <b>51</b> | <b>59</b> | <b>62</b> | <b>67</b> | <b>57</b> | <b>33</b> | <b>33</b> | <b>45</b> | <b>48</b> | <b>62</b> | <b>67</b> | <b>60</b> | <b>59</b> |
|              | Don't know         | 14        | 15        | 6         | 6         | 7         | 14        | 12        | 15        | 12        | 4         | 4         | 8         | 9         |           |
| Taxation     | Very well          | 2         | 2         | 3         | 3         | 2         | 2         | 9         | 8         | 5         | 4         | 1         | 2         | 2         | 2         |
|              | Fairly well        | 22        | 26        | 30        | 29        | 21        | 21        | 35        | 37        | 33        | 31        | 17        | 17        | 11        | 13        |
|              | <b>TOTAL WELL</b>  | <b>24</b> | <b>28</b> | <b>33</b> | <b>32</b> | <b>23</b> | <b>23</b> | <b>44</b> | <b>45</b> | <b>38</b> | <b>35</b> | <b>18</b> | <b>19</b> | <b>13</b> | <b>15</b> |
|              | Fairly badly       | 28        | 31        | 35        | 32        | 40        | 35        | 25        | 27        | 31        | 30        | 36        | 33        | 34        | 28        |
|              | Very badly         | 33        | 26        | 24        | 27        | 29        | 25        | 17        | 13        | 20        | 23        | 40        | 42        | 45        | 48        |
|              | <b>TOTAL BADLY</b> | <b>61</b> | <b>57</b> | <b>59</b> | <b>59</b> | <b>69</b> | <b>60</b> | <b>42</b> | <b>40</b> | <b>51</b> | <b>53</b> | <b>76</b> | <b>75</b> | <b>79</b> | <b>76</b> |
|              | Don't know         | 15        | 16        | 9         | 9         | 9         | 17        | 15        | 15        | 11        | 11        | 5         | 6         | 8         | 9         |
| Unemployment | Very well          | 3         | 5         | 1         | 3         | 4         | 4         | 10        | 10        | 3         | 3         | 3         | 3         | 2         | 1         |
|              | Fairly well        | 32        | 34        | 27        | 27        | 40        | 36        | 44        | 47        | 25        | 25        | 20        | 21        | 12        | 15        |
|              | <b>TOTAL WELL</b>  | <b>35</b> | <b>39</b> | <b>28</b> | <b>30</b> | <b>44</b> | <b>40</b> | <b>54</b> | <b>57</b> | <b>28</b> | <b>28</b> | <b>23</b> | <b>24</b> | <b>14</b> | <b>16</b> |
|              | Fairly badly       | 28        | 26        | 38        | 35        | 31        | 29        | 24        | 20        | 35        | 36        | 34        | 30        | 36        | 34        |
|              | Very badly         | 21        | 18        | 27        | 28        | 16        | 13        | 10        | 8         | 27        | 24        | 41        | 41        | 43        | 42        |
|              | <b>TOTAL BADLY</b> | <b>49</b> | <b>44</b> | <b>65</b> | <b>63</b> | <b>47</b> | <b>42</b> | <b>34</b> | <b>28</b> | <b>62</b> | <b>60</b> | <b>75</b> | <b>71</b> | <b>79</b> | <b>76</b> |
|              | Don't know         | 17        | 16        | 7         | 7         | 9         | 17        | 13        | 15        | 11        | 12        | 2         | 4         | 7         | 7         |

Sample Size: 1703 Adults in GB / 1004 Adults in France / 2082 Adults in Germany / 1045 Adults in Denmark / 1011 Adults in Sweden / 1058 Adults in Spain / 1008 Adults in Italy

Fieldwork: 2nd - 15th December 2021

|   |                     | Country   |           |           |           |           |           |           |           |           |           |           |           |           |           |
|---|---------------------|-----------|-----------|-----------|-----------|-----------|-----------|-----------|-----------|-----------|-----------|-----------|-----------|-----------|-----------|
|   |                     | GB        | GB        | France    | France    | Germany   | Germany   | Denmark   | Denmark   | Sweden    | Sweden    | Spain     | Spain     | Italy     | Italy     |
|   |                     | 1635      | 1703      | 1033      | 1004      | 2041      | 2082      | 1006      | 1045      | 1007      | 1011      | 1068      | 1058      | 1013      | 1008      |
|   |                     | %         | %         | %         | %         | %         | %         | %         | %         | %         | %         | %         | %         | %         | %         |
| Defence   | Very well           | 3         | 4         | 5         | 5         | 4         | 3         | 7         | 5         | 4         | 5         | 6         | 6         | 4         | 5         |
|   | Fairly well         | 30        | 32        | 41        | 42        | 26        | 28        | 35        | 36        | 35        | 39        | 35        | 34        | 36        | 36        |
|   | <b>TOTAL WELL</b>   | <b>33</b> | <b>36</b> | <b>46</b> | <b>47</b> | <b>30</b> | <b>31</b> | <b>42</b> | <b>41</b> | <b>39</b> | <b>44</b> | <b>41</b> | <b>40</b> | <b>40</b> | <b>41</b> |
|   | Fairly badly        | 22        | 23        | 24        | 25        | 36        | 30        | 23        | 22        | 28        | 22        | 23        | 22        | 24        | 23        |
|   | Very badly          | 15        | 13        | 19        | 16        | 20        | 17        | 14        | 12        | 14        | 16        | 20        | 20        | 16        | 16        |
|   | <b>TOTAL BADLY</b>  | <b>37</b> | <b>36</b> | <b>43</b> | <b>41</b> | <b>56</b> | <b>47</b> | <b>37</b> | <b>34</b> | <b>42</b> | <b>38</b> | <b>43</b> | <b>42</b> | <b>40</b> | <b>39</b> |
|   | Don't know          | 29        | 28        | 11        | 12        | 13        | 22        | 22        | 25        | 19        | 19        | 16        | 18        | 20        | 21        |
| The economy   | Very well           | 4         | 4         | 2         | 3         | 6         | 5         | 13        | 10        | 8         | 7         | 2         | 3         | 4         | 3         |
|   | Fairly well         | 33        | 30        | 34        | 29        | 44        | 38        | 43        | 43        | 42        | 41        | 24        | 20        | 26        | 27        |
|   | <b>TOTAL WELL</b>   | <b>37</b> | <b>34</b> | <b>36</b> | <b>32</b> | <b>50</b> | <b>43</b> | <b>56</b> | <b>53</b> | <b>50</b> | <b>48</b> | <b>26</b> | <b>23</b> | <b>30</b> | <b>30</b> |
|   | Fairly badly        | 29        | 32        | 32        | 35        | 28        | 28        | 21        | 21        | 26        | 26        | 31        | 34        | 36        | 35        |
|   | Very badly          | 20        | 23        | 23        | 25        | 13        | 13        | 11        | 12        | 13        | 17        | 40        | 39        | 24        | 26        |
|   | <b>TOTAL BADLY</b>  | <b>49</b> | <b>55</b> | <b>55</b> | <b>60</b> | <b>41</b> | <b>41</b> | <b>32</b> | <b>33</b> | <b>39</b> | <b>43</b> | <b>71</b> | <b>73</b> | <b>60</b> | <b>61</b> |
|   | Don't know          | 13        | 11        | 9         | 9         | 9         | 16        | 11        | 13        | 9         | 10        | 3         | 5         | 10        | 9         |
| Environment   | Very well           | 3         | 3         | 2         | 2         | 3         | 4         | 7         | 6         | 5         | 5         | 2         | 3         | 2         | 2         |
|   | Fairly well         | 26        | 29        | 27        | 26        | 26        | 30        | 39        | 40        | 34        | 33        | 30        | 30        | 28        | 26        |
|   | <b>TOTAL WELL</b>   | <b>29</b> | <b>32</b> | <b>29</b> | <b>28</b> | <b>29</b> | <b>34</b> | <b>46</b> | <b>46</b> | <b>39</b> | <b>38</b> | <b>32</b> | <b>33</b> | <b>30</b> | <b>28</b> |
|   | Fairly badly        | 31        | 29        | 37        | 36        | 41        | 35        | 31        | 29        | 32        | 33        | 37        | 36        | 36        | 39        |
|   | Very badly          | 25        | 26        | 27        | 28        | 23        | 16        | 11        | 12        | 17        | 18        | 22        | 22        | 23        | 23        |
|   | <b>TOTAL BADLY</b>  | <b>56</b> | <b>55</b> | <b>64</b> | <b>64</b> | <b>64</b> | <b>51</b> | <b>42</b> | <b>41</b> | <b>49</b> | <b>51</b> | <b>59</b> | <b>58</b> | <b>59</b> | <b>62</b> |
|   | Don't know          | 15        | 14        | 7         | 8         | 7         | 14        | 12        | 13        | 12        | 11        | 9         | 9         | 10        | 10        |
| How do you think the financial situation of your household will change over the NEXT 12 months? |                     | 15-16 Sep | 2-3 Dec   | 9-13 Sep  | 6-7 Dec   | 20-22 Sep | 13-15 Dec | 9-13 Sep  | 2-5 Dec   | 9-16 Sep  | 2-6 Dec   | 13-14 Sep | 3-9 Dec   | 10-17 Sep | 1-15 Dec  |
|   | Get a lot better    | 2         | 2         | 1         | 2         | 3         | 2         | 4         | 3         | 4         | 3         | 3         | 3         | 2         | 1         |
|   | Get a little better | 12        | 11        | 9         | 9         | 14        | 12        | 17        | 16        | 18        | 18        | 18        | 16        | 11        | 11        |
|   | <b>TOTAL BETTER</b> | <b>14</b> | <b>13</b> | <b>10</b> | <b>11</b> | <b>17</b> | <b>14</b> | <b>21</b> | <b>19</b> | <b>22</b> | <b>21</b> | <b>21</b> | <b>19</b> | <b>13</b> | <b>12</b> |
|   | Stay about the same | 45        | 40        | 53        | 41        | 51        | 51        | 59        | 55        | 60        | 51        | 48        | 47        | 54        | 51        |
|   | Get a little worse  | 22        | 26        | 21        | 25        | 17        | 19        | 11        | 16        | 13        | 17        | 19        | 20        | 16        | 21        |
|   | Get a lot worse     | 9         | 14        | 10        | 15        | 9         | 8         | 3         | 3         | 4         | 7         | 6         | 8         | 9         | 10        |
|   | <b>TOTAL WORSE</b>  | <b>31</b> | <b>40</b> | <b>31</b> | <b>40</b> | <b>26</b> | <b>27</b> | <b>14</b> | <b>19</b> | <b>17</b> | <b>24</b> | <b>25</b> | <b>28</b> | <b>25</b> | <b>31</b> |
|   | Don't know          | 10        | 8         | 6         | 8         | 6         | 8         | 6         | 6         | 3         | 4         | 7         | 6         | 8         | 6         |

Sample Size: 1703 Adults in GB / 1004 Adults in France / 2082 Adults in Germany / 1045 Adults in Denmark / 1011 Adults in Sweden / 1058 Adults in Spain / 1008 Adults in Italy

Fieldwork: 2nd - 15th December 2021

|  | Country                 |           |           |           |           |           |           |           |           |           |           |           |           |           |
|--|-------------------------|-----------|-----------|-----------|-----------|-----------|-----------|-----------|-----------|-----------|-----------|-----------|-----------|-----------|
|  | GB                      | GB        | France    | France    | Germany   | Germany   | Denmark   | Denmark   | Sweden    | Sweden    | Spain     | Spain     | Italy     | Italy     |
|  | Weighted Sample<br>1635 | 1703      | 1033      | 1004      | 2041      | 2082      | 1006      | 1045      | 1007      | 1011      | 1068      | 1058      | 1013      | 1008      |
| Unweighted Sample  | 1635                    | 1703      | 1033      | 1004      | 2041      | 2082      | 1006      | 1045      | 1007      | 1011      | 1068      | 1058      | 1013      | 1008      |
|  | %                       | %         | %         | %         | %         | %         | %         | %         | %         | %         | %         | %         | %         | %         |
| <b>How do you think the financial situation of your household has changed over the LAST 12 months?</b> |                         |           |           |           |           |           |           |           |           |           |           |           |           |           |
| Get a lot better   | 3                       | 2         | 2         | 3         | 2         | 2         | 4         | 3         | 4         | 4         | 2         | 2         | 2         | 1         |
| Get a little better  | 13                      | 11        | 8         | 9         | 11        | 11        | 15        | 15        | 15        | 15        | 12        | 13        | 9         | 7         |
| <b>TOTAL BETTER</b>  | <b>16</b>               | <b>13</b> | <b>10</b> | <b>12</b> | <b>13</b> | <b>13</b> | <b>19</b> | <b>18</b> | <b>19</b> | <b>19</b> | <b>14</b> | <b>15</b> | <b>11</b> | <b>8</b>  |
| Stay about the same  | 48                      | 43        | 54        | 42        | 54        | 54        | 66        | 62        | 60        | 53        | 48        | 46        | 50        | 50        |
| Get a little worse   | 23                      | 28        | 24        | 28        | 20        | 20        | 10        | 13        | 14        | 17        | 25        | 27        | 27        | 28        |
| Get a lot worse  | 7                       | 11        | 10        | 15        | 9         | 8         | 3         | 4         | 6         | 9         | 12        | 11        | 10        | 11        |
| <b>TOTAL WORSE</b>   | <b>30</b>               | <b>39</b> | <b>34</b> | <b>43</b> | <b>29</b> | <b>28</b> | <b>13</b> | <b>17</b> | <b>20</b> | <b>26</b> | <b>37</b> | <b>38</b> | <b>37</b> | <b>39</b> |
| Don't know   | 7                       | 4         | 3         | 4         | 5         | 5         | 3         | 4         | 2         | 3         | 1         | 1         | 3         | 3         |
| <b>How do you think the COUNTRY economy has changed over the LAST 12 months?</b>                       |                         |           |           |           |           |           |           |           |           |           |           |           |           |           |
| Get a lot better   | 2                       | 1         | 3         | 3         | 2         | 1         | 4         | 3         | 2         | 2         | 2         | 3         | 3         | 3         |
| Get a little better  | 15                      | 12        | 17        | 15        | 16        | 11        | 22        | 16        | 13        | 13        | 18        | 20        | 16        | 18        |
| <b>TOTAL BETTER</b>  | <b>17</b>               | <b>13</b> | <b>20</b> | <b>18</b> | <b>18</b> | <b>12</b> | <b>26</b> | <b>19</b> | <b>15</b> | <b>15</b> | <b>20</b> | <b>23</b> | <b>19</b> | <b>21</b> |
| Stay about the same  | 15                      | 13        | 26        | 24        | 26        | 26        | 35        | 35        | 37        | 40        | 17        | 18        | 26        | 24        |
| Get a little worse   | 31                      | 37        | 26        | 26        | 35        | 39        | 21        | 29        | 30        | 25        | 23        | 25        | 27        | 25        |
| Get a lot worse  | 26                      | 28        | 22        | 26        | 15        | 15        | 7         | 7         | 10        | 12        | 37        | 32        | 23        | 25        |
| <b>TOTAL WORSE</b>   | <b>57</b>               | <b>65</b> | <b>48</b> | <b>52</b> | <b>50</b> | <b>54</b> | <b>28</b> | <b>36</b> | <b>40</b> | <b>37</b> | <b>60</b> | <b>57</b> | <b>50</b> | <b>50</b> |
| Don't know   | 11                      | 8         | 7         | 7         | 7         | 8         | 11        | 11        | 9         | 9         | 3         | 2         | 5         | 5         |
| <b>How do you think the COUNTRY economy will change over the NEXT 12 months?</b>                       |                         |           |           |           |           |           |           |           |           |           |           |           |           |           |
| Get a lot better   | 3                       | 3         | 4         | 3         | 4         | 2         | 4         | 1         | 4         | 3         | 4         | 3         | 4         | 2         |
| Get a little better  | 25                      | 18        | 18        | 13        | 28        | 21        | 30        | 17        | 24        | 16        | 26        | 23        | 26        | 22        |
| <b>TOTAL BETTER</b>  | <b>28</b>               | <b>21</b> | <b>22</b> | <b>16</b> | <b>32</b> | <b>23</b> | <b>34</b> | <b>18</b> | <b>28</b> | <b>19</b> | <b>30</b> | <b>26</b> | <b>30</b> | <b>24</b> |
| Stay about the same  | 19                      | 19        | 30        | 28        | 31        | 32        | 36        | 41        | 38        | 42        | 26        | 27        | 33        | 34        |
| Get a little worse   | 25                      | 29        | 22        | 23        | 17        | 23        | 15        | 26        | 18        | 20        | 17        | 21        | 15        | 18        |
| Get a lot worse  | 16                      | 20        | 18        | 24        | 10        | 12        | 3         | 5         | 8         | 9         | 20        | 20        | 13        | 18        |
| <b>TOTAL WORSE</b>   | <b>41</b>               | <b>49</b> | <b>40</b> | <b>47</b> | <b>27</b> | <b>35</b> | <b>18</b> | <b>31</b> | <b>26</b> | <b>29</b> | <b>37</b> | <b>41</b> | <b>28</b> | <b>36</b> |
| Don't know   | 12                      | 11        | 9         | 10        | 10        | 10        | 12        | 10        | 8         | 10        | 7         | 6         | 9         | 6         |

Sample Size: 1703 Adults in GB / 1004 Adults in France / 2082 Adults in Germany / 1045 Adults in Denmark / 1011 Adults in Sweden / 1058 Adults in Spain / 1008 Adults in Italy

Fieldwork: 2nd - 15th December 2021

|                          |  | Country |      |        |        |         |         |         |         |        |        |       |       |       |       |
|--------------------------|--|---------|------|--------|--------|---------|---------|---------|---------|--------|--------|-------|-------|-------|-------|
|                          |  | GB      | GB   | France | France | Germany | Germany | Denmark | Denmark | Sweden | Sweden | Spain | Spain | Italy | Italy |
| <b>Weighted Sample</b>   |  | 1635    | 1703 | 1033   | 1004   | 2041    | 2082    | 1006    | 1045    | 1007   | 1011   | 1068  | 1058  | 1013  | 1008  |
| <b>Unweighted Sample</b> |  | 1635    | 1703 | 1033   | 1004   | 2041    | 2082    | 1006    | 1045    | 1007   | 1011   | 1068  | 1058  | 1013  | 1008  |
|                          |  | %       | %    | %      | %      | %       | %       | %       | %       | %      | %      | %     | %     | %     | %     |

|  | 15-16     |           | 9-13      |           | 20-22     |           | 9-13      |           | 9-16      |           | 13-14     |           | 10-17     |           |
|--|-----------|-----------|-----------|-----------|-----------|-----------|-----------|-----------|-----------|-----------|-----------|-----------|-----------|-----------|
|  | Sep       | Dec       | Sep       | Dec       | Sep       | Dec       | Sep       | Dec       | Sep       | Dec       | Sep       | Dec       | Sep       | Dec       |
| <b>Do you think it has become easier or harder for people to find work in COUNTRY over the LAST 12 months?</b> |           |           |           |           |           |           |           |           |           |           |           |           |           |           |
| Got a lot easier   | 7         | 6         | 4         | 3         | 2         | 3         | 13        | 12        | 1         | 2         | 2         | 2         | 2         | 1         |
| Got a little easier  | 23        | 26        | 18        | 24        | 16        | 12        | 34        | 37        | 15        | 15        | 11        | 12        | 9         | 8         |
| <b>TOTAL EASIER</b>  | <b>30</b> | <b>32</b> | <b>22</b> | <b>27</b> | <b>18</b> | <b>15</b> | <b>47</b> | <b>49</b> | <b>16</b> | <b>17</b> | <b>13</b> | <b>14</b> | <b>11</b> | <b>9</b>  |
| Stayed about the same  | 18        | 22        | 23        | 25        | 33        | 34        | 23        | 24        | 24        | 28        | 23        | 27        | 24        | 24        |
| Got a little harder  | 20        | 19        | 26        | 20        | 26        | 25        | 10        | 10        | 35        | 32        | 22        | 23        | 30        | 31        |
| Got a lot harder   | 15        | 12        | 17        | 17        | 15        | 15        | 6         | 3         | 17        | 15        | 40        | 31        | 31        | 29        |
| <b>TOTAL HARDER</b>  | <b>35</b> | <b>31</b> | <b>43</b> | <b>37</b> | <b>41</b> | <b>40</b> | <b>16</b> | <b>13</b> | <b>52</b> | <b>47</b> | <b>62</b> | <b>54</b> | <b>61</b> | <b>60</b> |
| Don't know   | 17        | 15        | 11        | 11        | 9         | 11        | 14        | 16        | 8         | 9         | 2         | 4         | 4         | 6         |

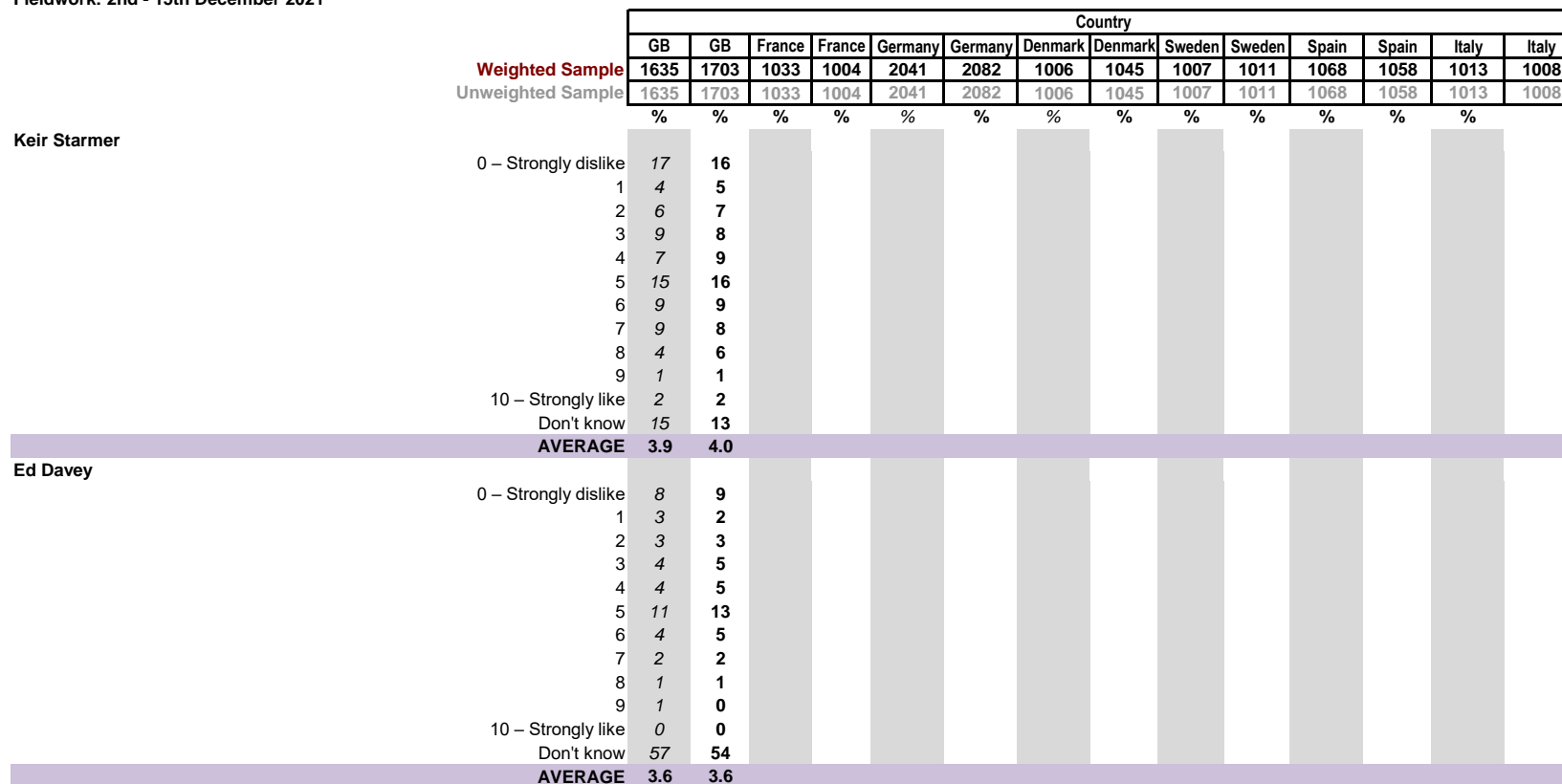
Using a scale from 0 to 10, where 0 means "Strongly dislike" and 10 means "Strongly like," please indicate how you feel about each of the following:

**Boris Johnson**

|                      |            |            |
|----------------------|------------|------------|
| 0 – Strongly dislike | 29         | 31         |
| 1                    | 5          | 5          |
| 2                    | 5          | 7          |
| 3                    | 6          | 8          |
| 4                    | 5          | 5          |
| 5                    | 11         | 11         |
| 6                    | 9          | 7          |
| 7                    | 10         | 9          |
| 8                    | 7          | 7          |
| 9                    | 4          | 2          |
| 10 – Strongly like   | 3          | 4          |
| Don't know           | 6          | 4          |
| <b>AVERAGE</b>       | <b>3.8</b> | <b>3.5</b> |

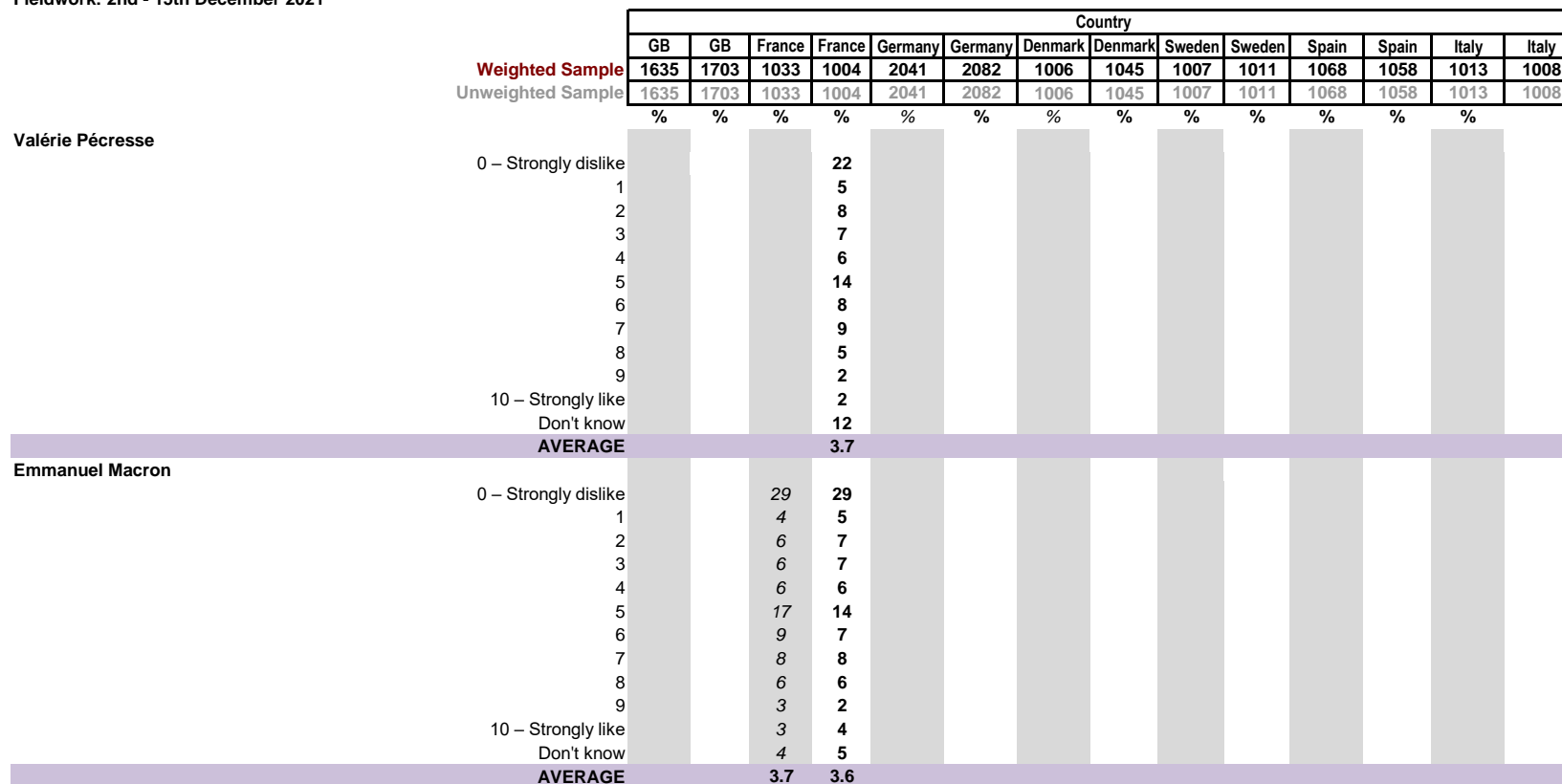
Sample Size: 1703 Adults in GB / 1004 Adults in France / 2082 Adults in Germany / 1045 Adults in Denmark / 1011 Adults in Sweden / 1058 Adults in Spain / 1008 Adults in Italy

Fieldwork: 2nd - 15th December 2021



Sample Size: 1703 Adults in GB / 1004 Adults in France / 2082 Adults in Germany / 1045 Adults in Denmark / 1011 Adults in Sweden / 1058 Adults in Spain / 1008 Adults in Italy

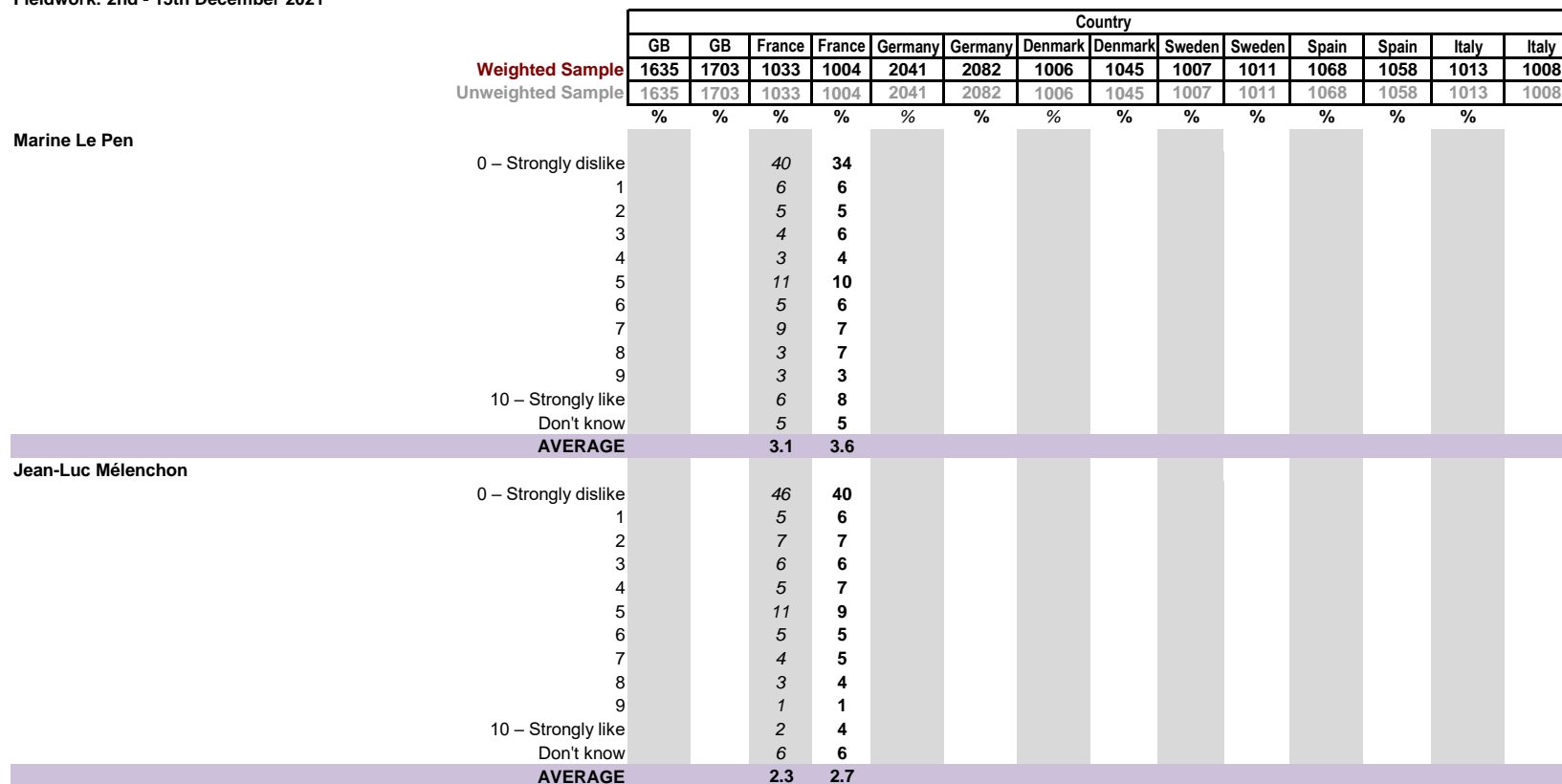
Fieldwork: 2nd - 15th December 2021





Sample Size: 1703 Adults in GB / 1004 Adults in France / 2082 Adults in Germany / 1045 Adults in Denmark / 1011 Adults in Sweden / 1058 Adults in Spain / 1008 Adults in Italy

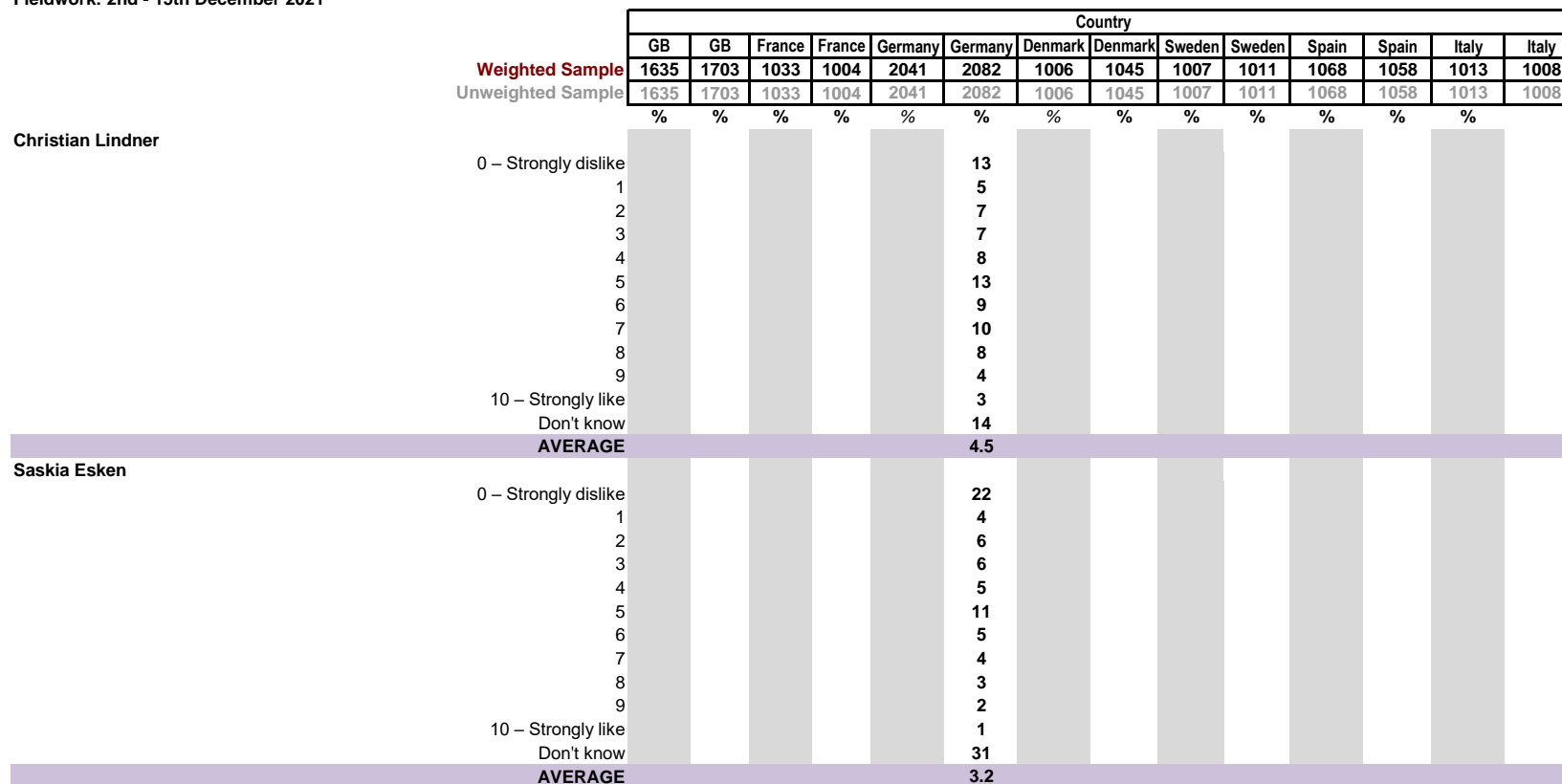
Fieldwork: 2nd - 15th December 2021





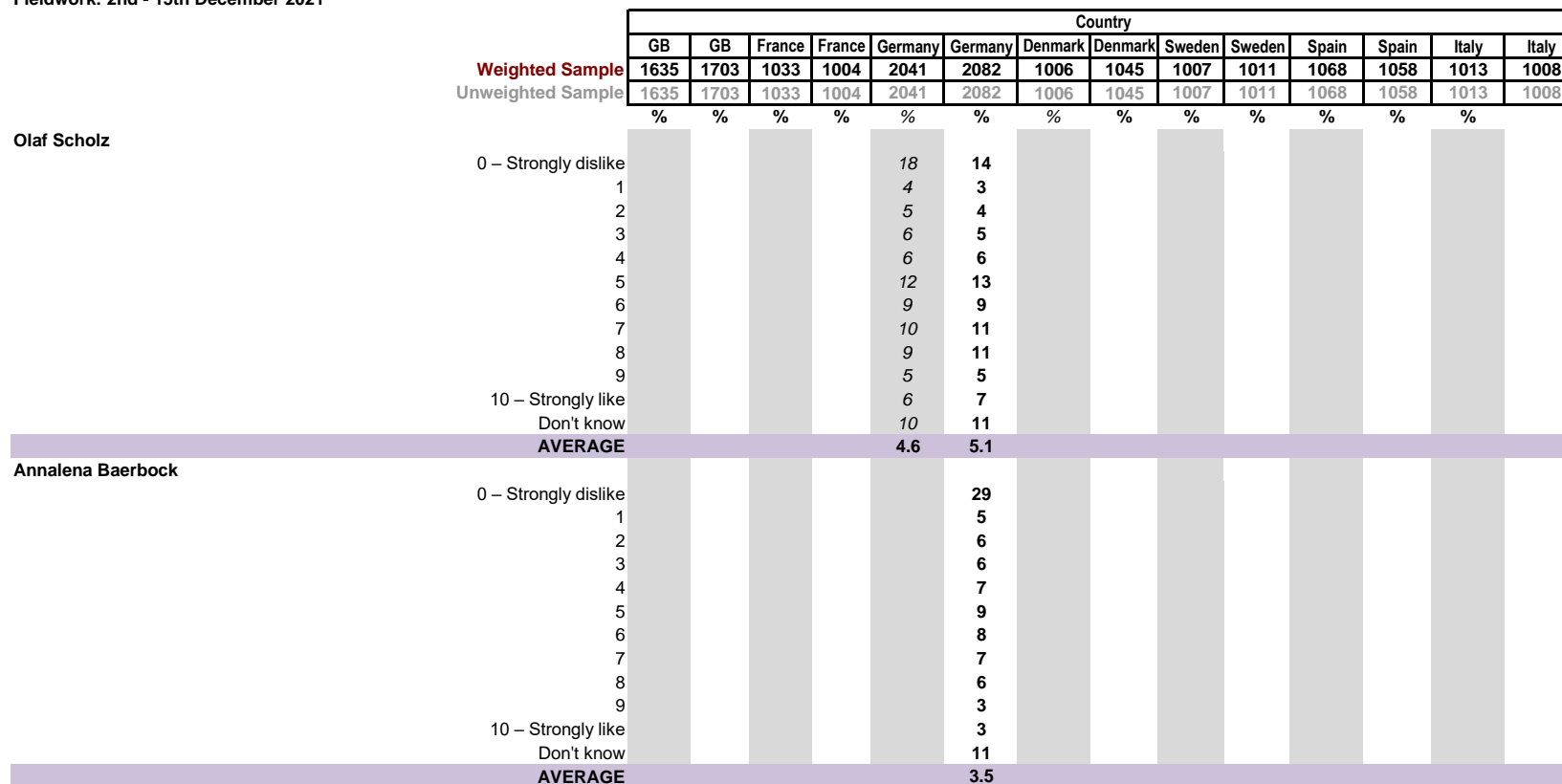
Sample Size: 1703 Adults in GB / 1004 Adults in France / 2082 Adults in Germany / 1045 Adults in Denmark / 1011 Adults in Sweden / 1058 Adults in Spain / 1008 Adults in Italy

Fieldwork: 2nd - 15th December 2021



Sample Size: 1703 Adults in GB / 1004 Adults in France / 2082 Adults in Germany / 1045 Adults in Denmark / 1011 Adults in Sweden / 1058 Adults in Spain / 1008 Adults in Italy

Fieldwork: 2nd - 15th December 2021

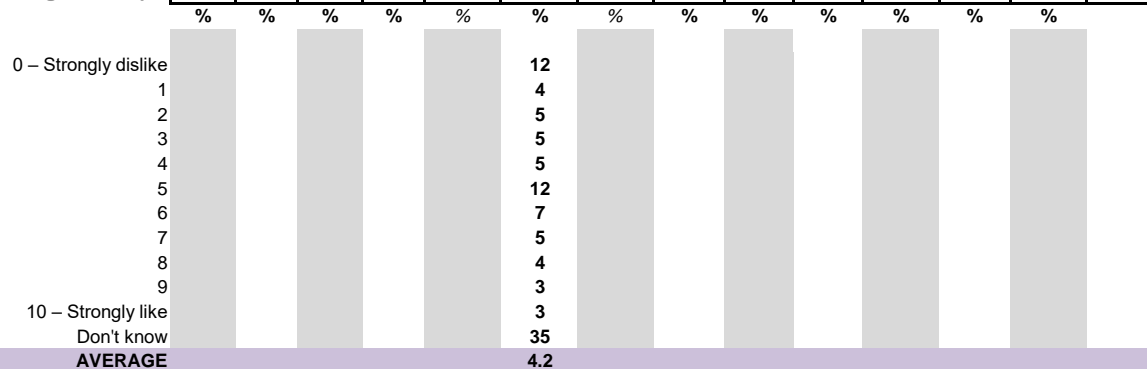


Sample Size: 1703 Adults in GB / 1004 Adults in France / 2082 Adults in Germany / 1045 Adults in Denmark / 1011 Adults in Sweden / 1058 Adults in Spain / 1008 Adults in Italy


Fieldwork: 2nd - 15th December 2021

|                          | Country |      |        |        |         |         |         |         |        |        |       |       |       |       |
|--------------------------|---------|------|--------|--------|---------|---------|---------|---------|--------|--------|-------|-------|-------|-------|
|                          | GB      | GB   | France | France | Germany | Germany | Denmark | Denmark | Sweden | Sweden | Spain | Spain | Italy | Italy |
| <b>Weighted Sample</b>   | 1635    | 1703 | 1033   | 1004   | 2041    | 2082    | 1006    | 1045    | 1007   | 1011   | 1068  | 1058  | 1013  | 1008  |
| <b>Unweighted Sample</b> | 1635    | 1703 | 1033   | 1004   | 2041    | 2082    | 1006    | 1045    | 1007   | 1011   | 1068  | 1058  | 1013  | 1008  |

**Lars Klingbeil**

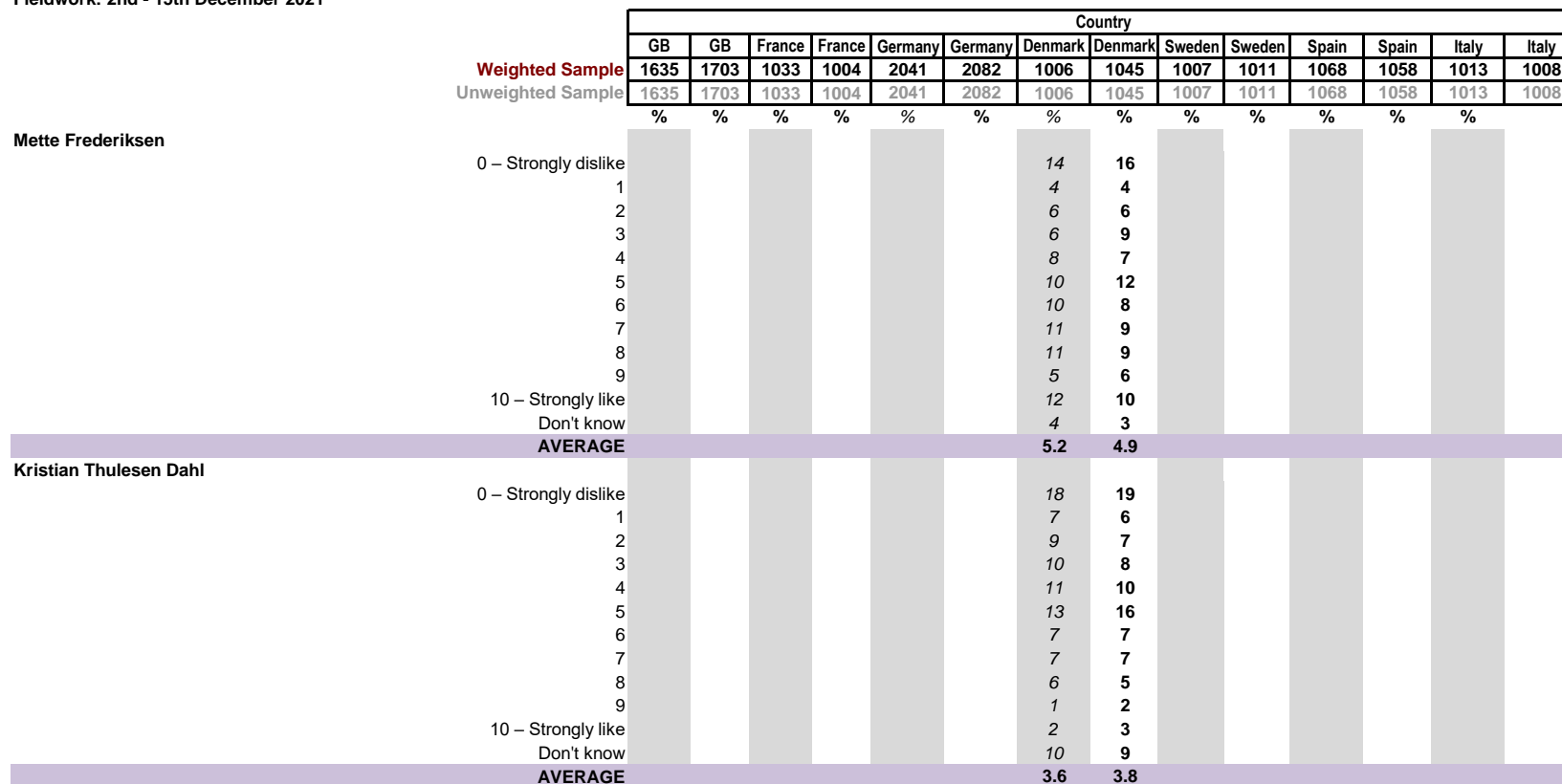


**Jakob Ellemann-Jensen**



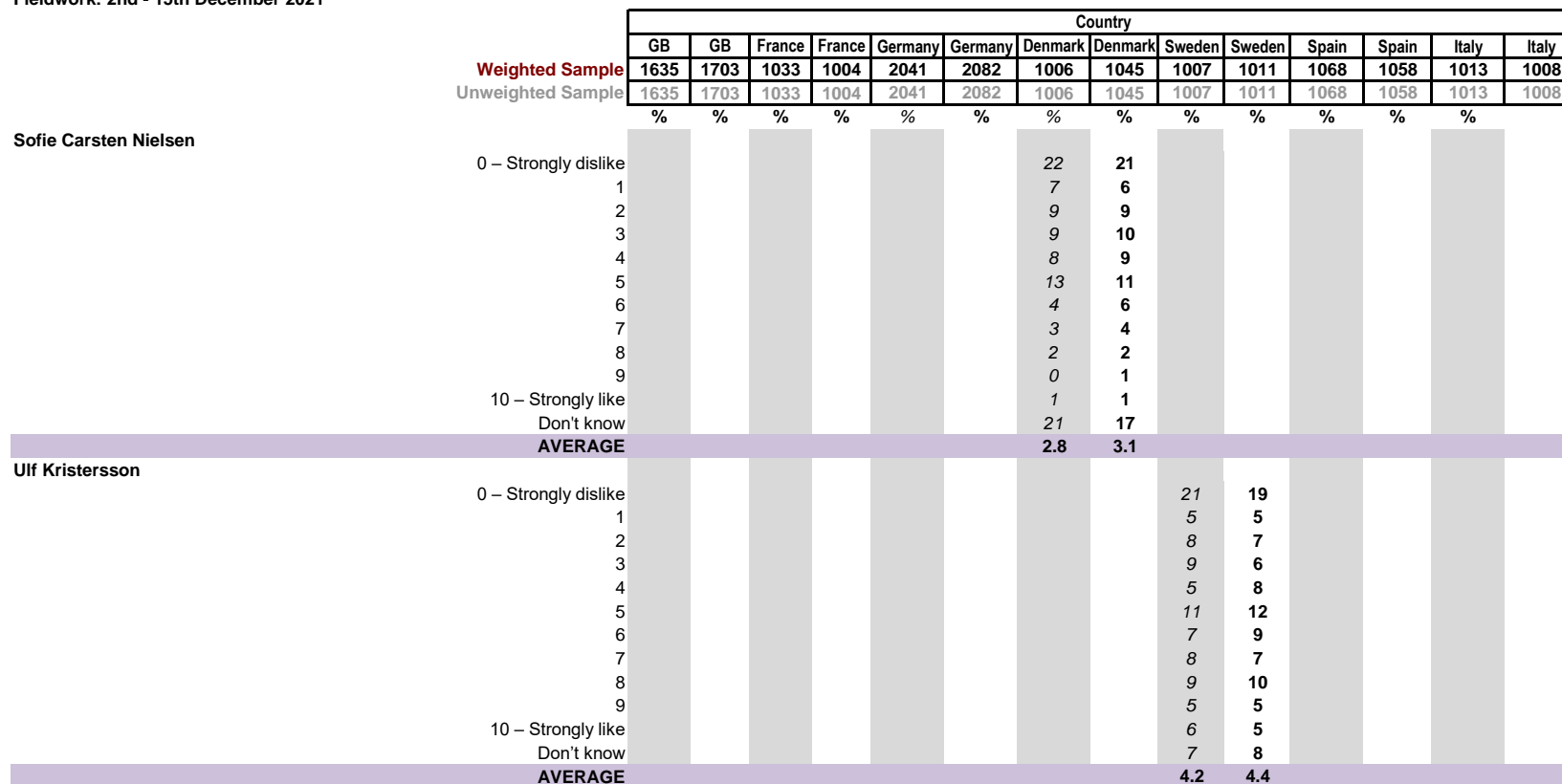
Sample Size: 1703 Adults in GB / 1004 Adults in France / 2082 Adults in Germany / 1045 Adults in Denmark / 1011 Adults in Sweden / 1058 Adults in Spain / 1008 Adults in Italy

Fieldwork: 2nd - 15th December 2021



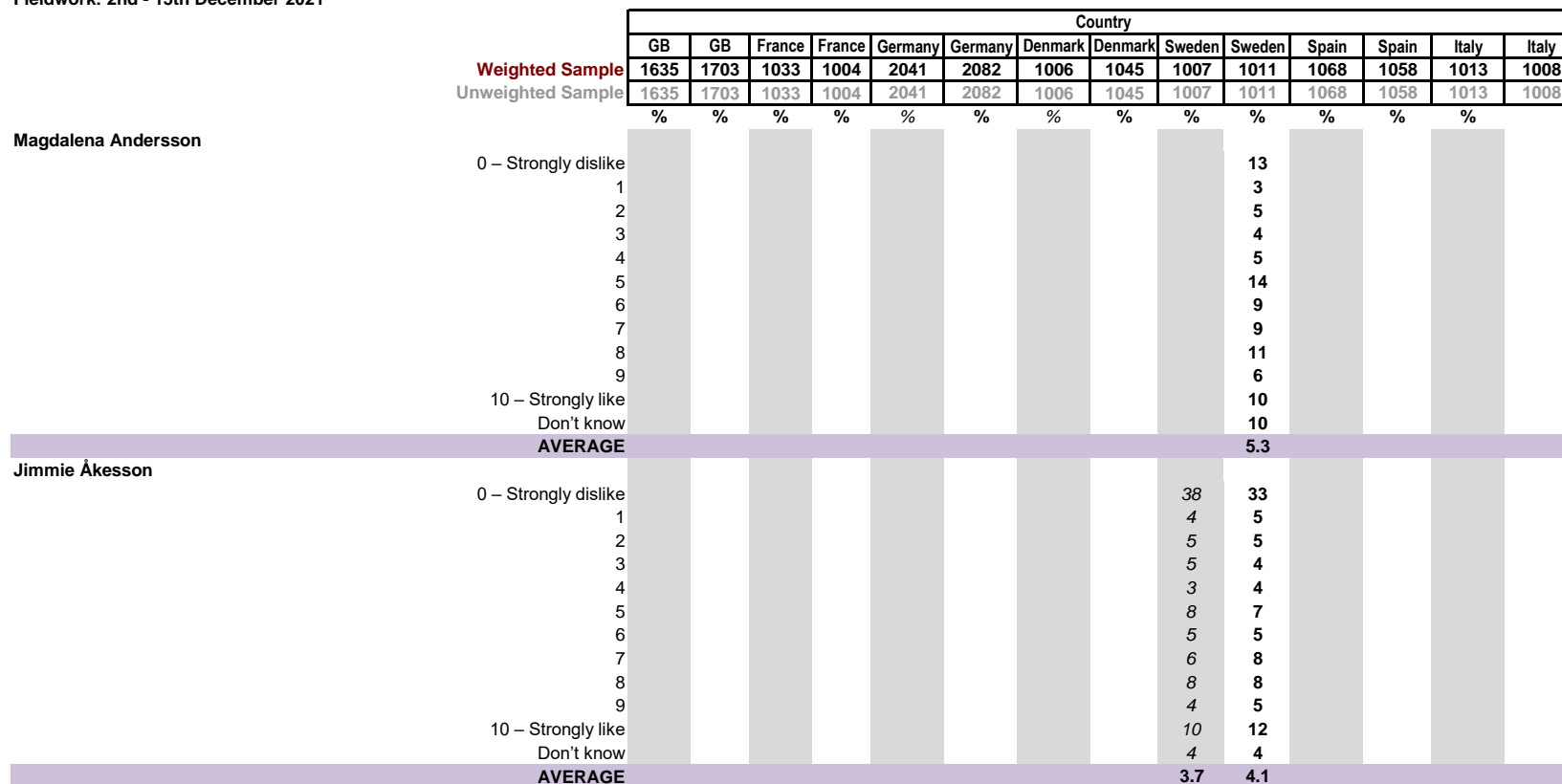
Sample Size: 1703 Adults in GB / 1004 Adults in France / 2082 Adults in Germany / 1045 Adults in Denmark / 1011 Adults in Sweden / 1058 Adults in Spain / 1008 Adults in Italy

Fieldwork: 2nd - 15th December 2021



Sample Size: 1703 Adults in GB / 1004 Adults in France / 2082 Adults in Germany / 1045 Adults in Denmark / 1011 Adults in Sweden / 1058 Adults in Spain / 1008 Adults in Italy

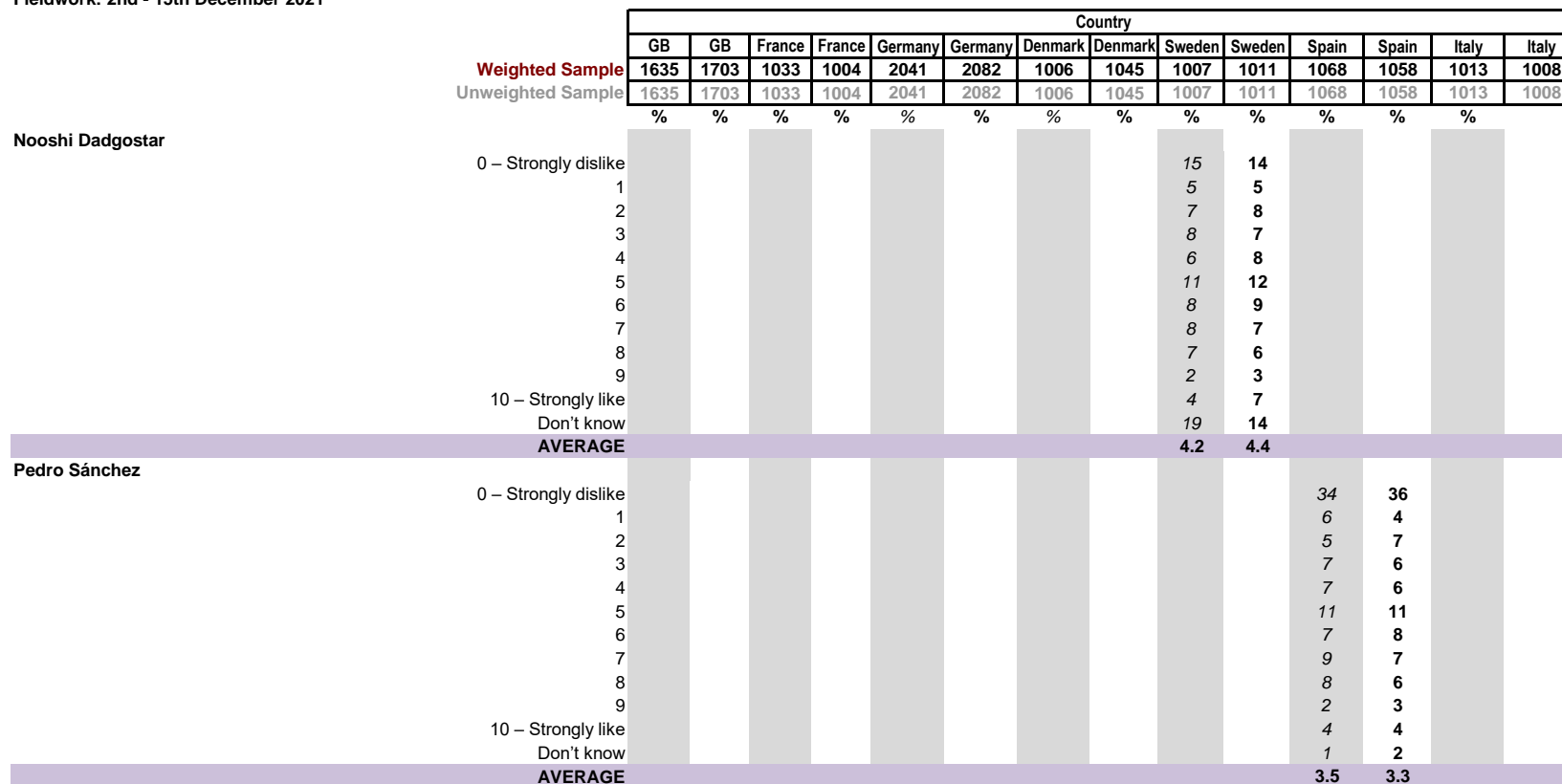
Fieldwork: 2nd - 15th December 2021





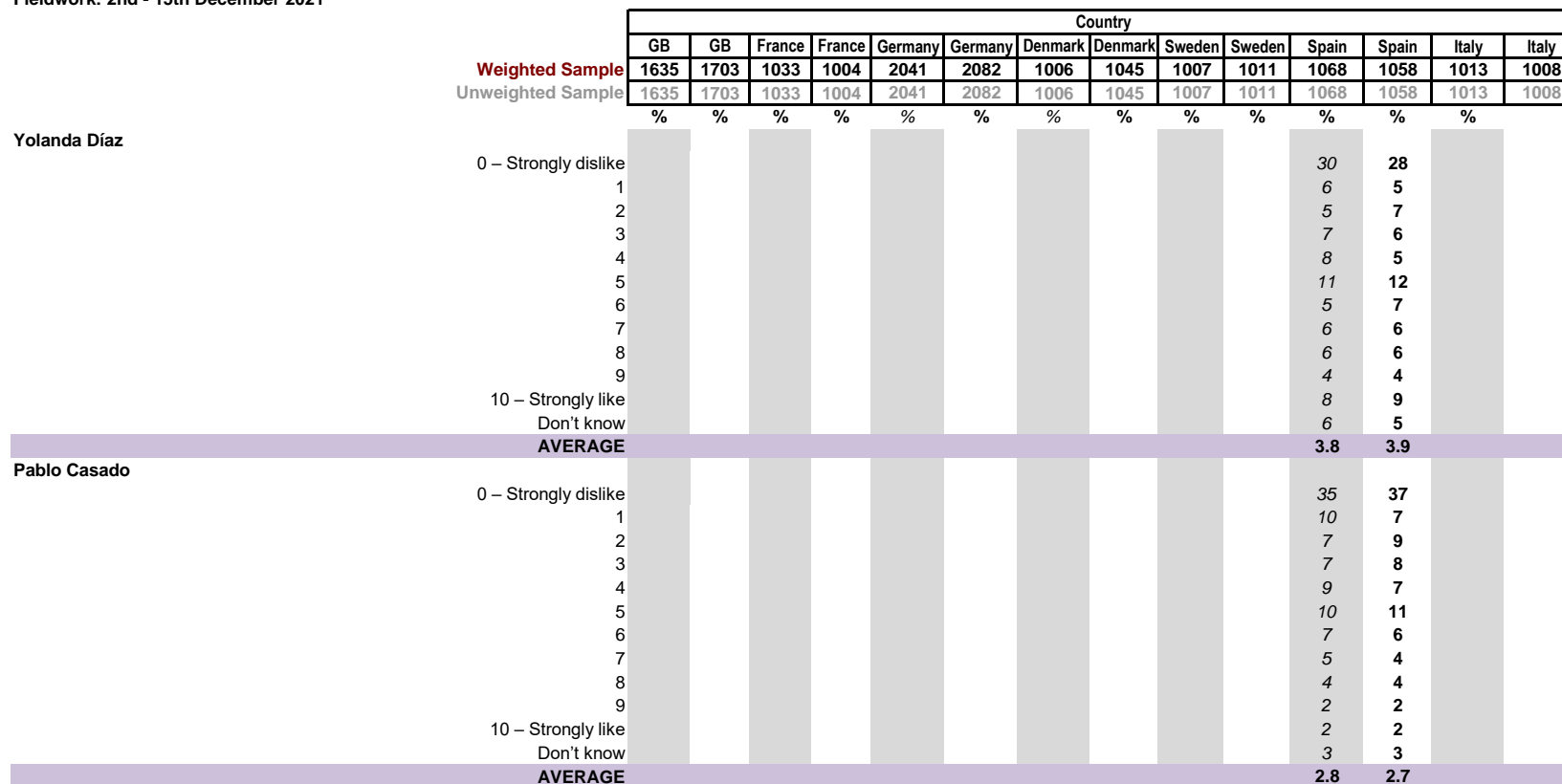
Sample Size: 1703 Adults in GB / 1004 Adults in France / 2082 Adults in Germany / 1045 Adults in Denmark / 1011 Adults in Sweden / 1058 Adults in Spain / 1008 Adults in Italy

Fieldwork: 2nd - 15th December 2021



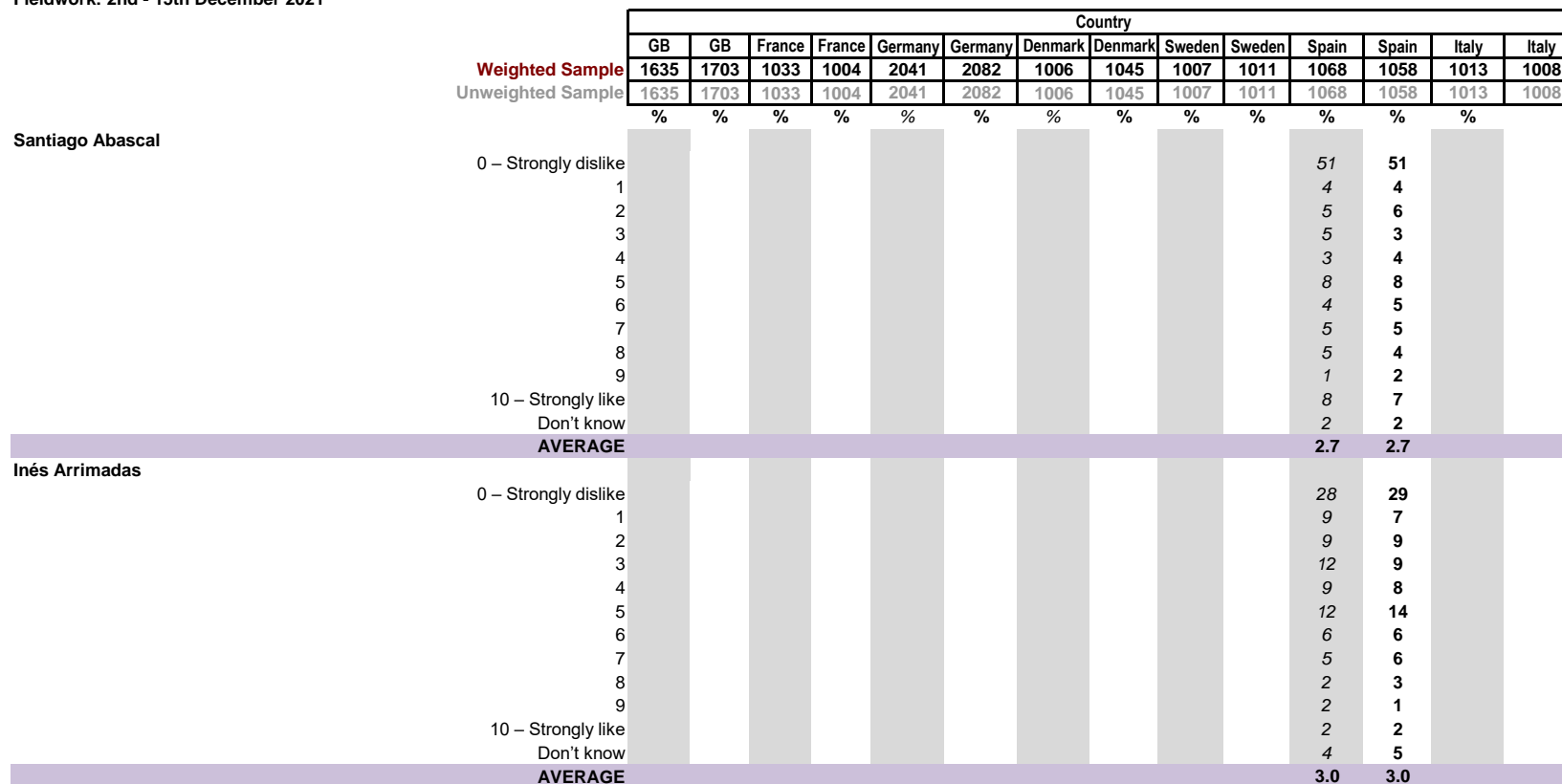
Sample Size: 1703 Adults in GB / 1004 Adults in France / 2082 Adults in Germany / 1045 Adults in Denmark / 1011 Adults in Sweden / 1058 Adults in Spain / 1008 Adults in Italy

Fieldwork: 2nd - 15th December 2021



Sample Size: 1703 Adults in GB / 1004 Adults in France / 2082 Adults in Germany / 1045 Adults in Denmark / 1011 Adults in Sweden / 1058 Adults in Spain / 1008 Adults in Italy

Fieldwork: 2nd - 15th December 2021



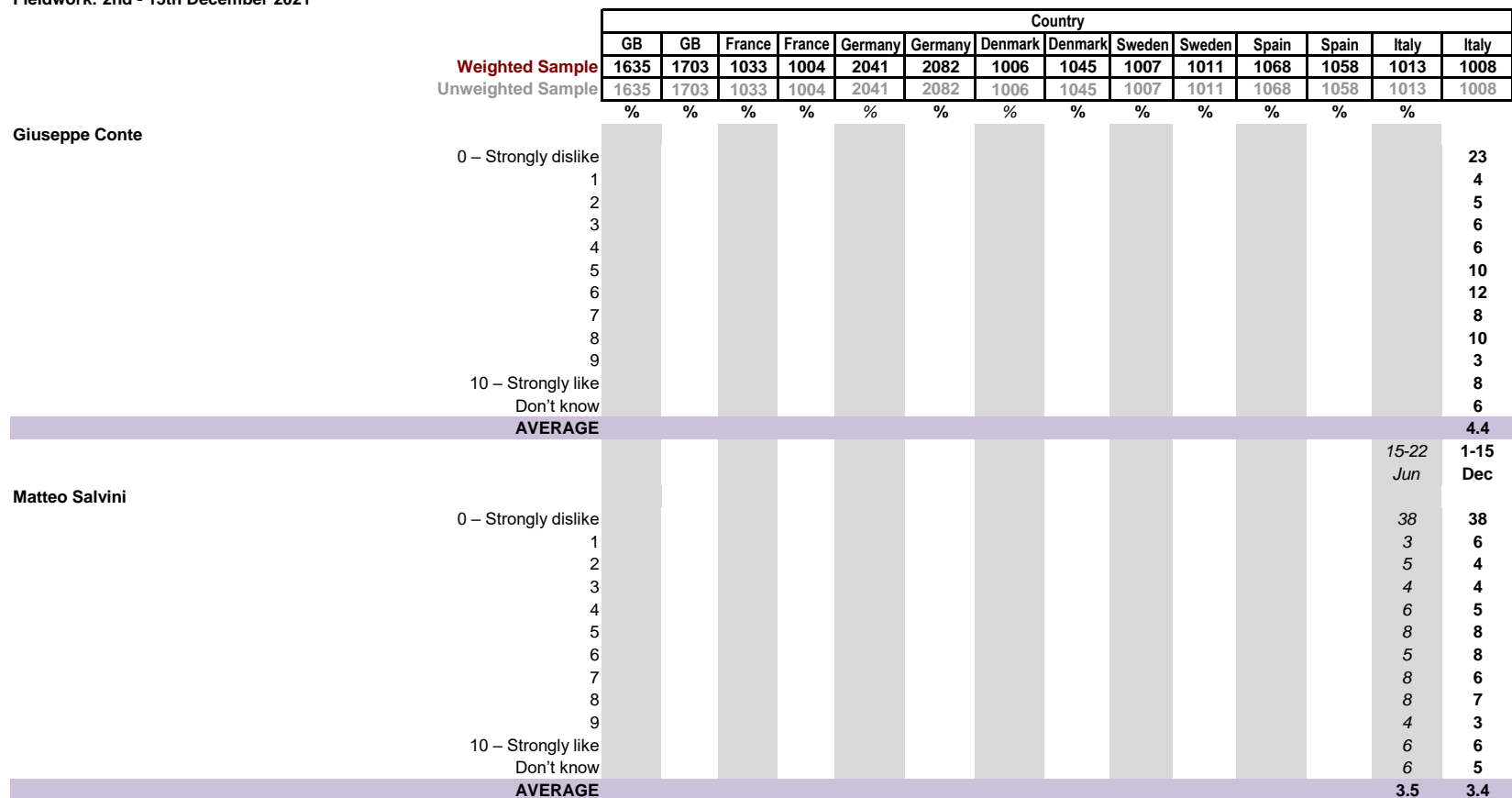
Sample Size: 1703 Adults in GB / 1004 Adults in France / 2082 Adults in Germany / 1045 Adults in Denmark / 1011 Adults in Sweden / 1058 Adults in Spain / 1008 Adults in Italy

Fieldwork: 2nd - 15th December 2021



Sample Size: 1703 Adults in GB / 1004 Adults in France / 2082 Adults in Germany / 1045 Adults in Denmark / 1011 Adults in Sweden / 1058 Adults in Spain / 1008 Adults in Italy

Fieldwork: 2nd - 15th December 2021



Sample Size: 1703 Adults in GB / 1004 Adults in France / 2082 Adults in Germany / 1045 Adults in Denmark / 1011 Adults in Sweden / 1058 Adults in Spain / 1008 Adults in Italy

Fieldwork: 2nd - 15th December 2021

|                   |  | Country |      |        |        |         |         |         |         |        |        |       |       |       |       |
|-------------------|--|---------|------|--------|--------|---------|---------|---------|---------|--------|--------|-------|-------|-------|-------|
|                   |  | GB      | GB   | France | France | Germany | Germany | Denmark | Denmark | Sweden | Sweden | Spain | Spain | Italy | Italy |
| Weighted Sample   |  | 1635    | 1703 | 1033   | 1004   | 2041    | 2082    | 1006    | 1045    | 1007   | 1011   | 1068  | 1058  | 1013  | 1008  |
| Unweighted Sample |  | 1635    | 1703 | 1033   | 1004   | 2041    | 2082    | 1006    | 1045    | 1007   | 1011   | 1068  | 1058  | 1013  | 1008  |
|                   |  | %       | %    | %      | %      | %       | %       | %       | %       | %      | %      | %     | %     | %     | %     |

|  | 15-16<br>Sep | 2-3<br>Dec | 9-13<br>Sep | 6-7<br>Dec | 20-22<br>Sep | 13-15<br>Dec | 9-13<br>Sep | 2-5<br>Dec | 9-16<br>Sep | 2-6<br>Dec | 13-14<br>Sep | 3-9<br>Dec | 10-17<br>Sep | 1-15<br>Dec |  |
|--|--------------|------------|-------------|------------|--------------|--------------|-------------|------------|-------------|------------|--------------|------------|--------------|-------------|--|
| <b>Thinking about how much the government takes in taxes and spends on public services, where would you place your views on the scale below?</b> |              |            |             |            |              |              |             |            |             |            |              |            |              |             |  |
| Government should increase taxes and spend more on public services - 0   | 7            | 6          | 4           | 2          | 3            | 3            | 3           | 4          | 4           | 5          | 8            | 5          | 2            | 2           |  |
| 1  | 3            | 4          | 1           | 1          | 2            | 1            | 2           | 2          | 3           | 2          | 3            | 3          | 0            | 0           |  |
| 2  | 7            | 8          | 2           | 2          | 3            | 2            | 5           | 5          | 6           | 5          | 4            | 6          | 2            | 2           |  |
| 3  | 11           | 12         | 3           | 4          | 5            | 4            | 8           | 7          | 8           | 7          | 7            | 6          | 4            | 3           |  |
| 4  | 10           | 11         | 3           | 4          | 4            | 4            | 8           | 7          | 7           | 6          | 5            | 7          | 5            | 4           |  |
| 5  | 31           | 31         | 26          | 26         | 23           | 27           | 34          | 34         | 27          | 28         | 27           | 32         | 31           | 25          |  |
| 6  | 9            | 7          | 8           | 8          | 9            | 8            | 8           | 10         | 8           | 8          | 7            | 5          | 11           | 12          |  |
| 7  | 8            | 7          | 11          | 13         | 11           | 10           | 9           | 9          | 11          | 10         | 8            | 9          | 9            | 11          |  |
| 8  | 6            | 6          | 15          | 14         | 12           | 12           | 10          | 7          | 8           | 9          | 10           | 8          | 9            | 13          |  |
| 9  | 3            | 2          | 9           | 9          | 7            | 7            | 4           | 3          | 5           | 5          | 5            | 5          | 6            | 8           |  |
| Government should reduce taxes and spend less on public services - 10  | 6            | 6          | 18          | 18         | 21           | 22           | 11          | 11         | 12          | 13         | 15           | 14         | 21           | 21          |  |
| <b>AVERAGE</b>   | <b>5.5</b>   | <b>5.4</b> | <b>6.9</b>  | <b>7.0</b> | <b>6.6</b>   | <b>6.7</b>   | <b>6.1</b>  | <b>6.0</b> | <b>6.0</b>  | <b>6.1</b> | <b>5.9</b>   | <b>5.9</b> | <b>6.6</b>   | <b>7.0</b>  |  |

|   | 15-16<br>Sep | 2-3<br>Dec | 9-13<br>Sep | 6-7<br>Dec | 20-22<br>Sep | 13-15<br>Dec | 9-13<br>Sep | 2-5<br>Dec | 9-16<br>Sep | 2-6<br>Dec | 13-14<br>Sep | 3-9<br>Dec | 10-17<br>Sep | 1-15<br>Dec |  |
|---|--------------|------------|-------------|------------|--------------|--------------|-------------|------------|-------------|------------|--------------|------------|--------------|-------------|--|
| <b>Thinking about attitudes towards immigration, where would you place your views on the scale below?</b> |              |            |             |            |              |              |             |            |             |            |              |            |              |             |  |
| Immigration makes a mainly positive contribution to COUNTRY - 0   | 11           | 9          | 4           | 2          | 3            | 3            | 3           | 4          | 3           | 4          | 5            | 4          | 3            | 3           |  |
| 1   | 6            | 7          | 2           | 1          | 2            | 2            | 3           | 2          | 3           | 2          | 3            | 3          | 2            | 3           |  |
| 2   | 10           | 11         | 3           | 4          | 6            | 5            | 5           | 5          | 6           | 6          | 7            | 5          | 4            | 5           |  |
| 3   | 9            | 11         | 4           | 5          | 8            | 7            | 7           | 10         | 7           | 7          | 8            | 7          | 7            | 7           |  |
| 4   | 8            | 6          | 5           | 3          | 7            | 6            | 8           | 7          | 6           | 6          | 7            | 7          | 6            | 6           |  |
| 5   | 18           | 19         | 19          | 17         | 20           | 23           | 21          | 19         | 15          | 15         | 19           | 25         | 17           | 17          |  |
| 6   | 5            | 7          | 9           | 7          | 7            | 9            | 7           | 8          | 7           | 8          | 7            | 9          | 8            | 7           |  |
| 7   | 10           | 9          | 8           | 10         | 10           | 9            | 9           | 11         | 10          | 11         | 10           | 10         | 9            | 8           |  |
| 8   | 8            | 7          | 12          | 14         | 11           | 10           | 15          | 13         | 13          | 12         | 12           | 11         | 12           | 13          |  |
| 9   | 4            | 4          | 9           | 10         | 6            | 6            | 6           | 6          | 7           | 8          | 5            | 6          | 9            | 8           |  |
| Immigration makes a mainly negative contribution to COUNTRY - 10  | 11           | 10         | 24          | 26         | 18           | 20           | 15          | 14         | 23          | 20         | 16           | 14         | 24           | 23          |  |
| <b>AVERAGE</b>  | <b>5.2</b>   | <b>5.2</b> | <b>6.6</b>  | <b>7.0</b> | <b>6.3</b>   | <b>6.3</b>   | <b>6.4</b>  | <b>6.3</b> | <b>6.4</b>  | <b>6.4</b> | <b>6.0</b>   | <b>6.2</b> | <b>6.6</b>   | <b>6.4</b>  |  |